



Name: _____ #: _____

Date: _____


Section: _____ HR: _____

SECTION 2-1

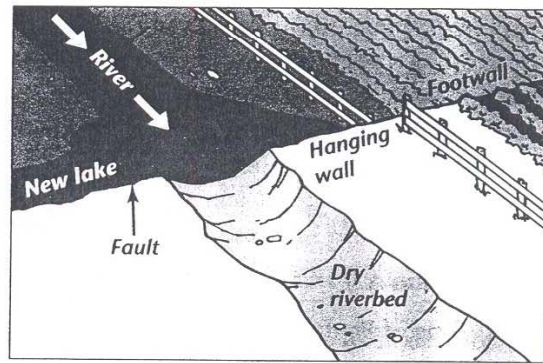
ENRICH

Evidence of Movement Along Faults

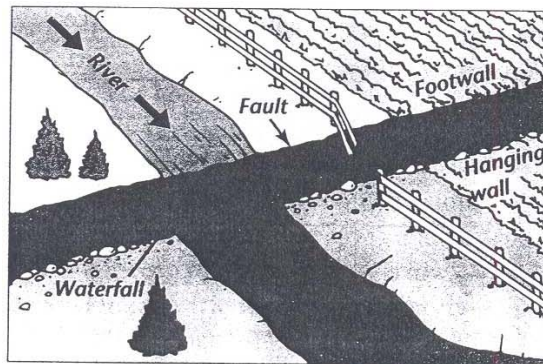
Each picture below shows how an earthquake changed the land surface at a fault. Examine the pictures carefully. Decide what kind of fault is shown in each. Then explain how movement along the fault caused the changes you see. Write your answers in the spaces provided.



Fault 1



Fault 2



Fault 3

© Prentice-Hall, Inc.

Fault 1: _____

Fault 2: _____

Fault 3: _____
